



2023-2024



CROWLEY INDEPENDENT SCHOOL DISTRICT

David L. Walker Elementary Quality Report

Comprehensive Accountability System

Metrics that Matter to our Community

DISTRICT-ASSIGNED SCHOOL QUALITY RATING **TBD**

2023-2024 ACADEMICS

3RD GRADE MATH

Approaches	Meets	Masters
49%	26%	11%

5TH GRADE READING (Board Goal) ★

Approaches	Meets	Masters
79%	48%	13%

TEA Rating: TBD
Baseline Year 2023

Student ENROLLMENT

TOTAL 439



TEACHER Information 5

Teacher-to-Student Ratio



1:22

Teacher Student

Teacher Tenure

14

0-4 Years

21

5+ Years

35 TEACHERS ON CAMPUS

STUDENT SUPPORTS 5

SOCIAL EMOTIONAL LEARNING SUPPORTS

Counselors	✓
SEL Specialists	✓
Interventionists	✓

AFTER SCHOOL PROGRAMS

21st Century (ACE)	✓
Clayton Youth Enrichment	
Tutorials	✓

Attendance PERCENTAGE 4

93.23%

2022-2023

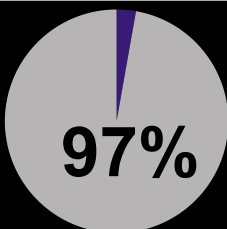
93.21

2023-2024

SCHOOL ENVIRONMENT


Positive Student BEHAVIOR 5

★ (Board Goal)
% of students with no OSS



Student DISCIPLINE

Discipline Incidents



● In-school suspension ● Out-of-school suspension

Parent and Student ENGAGEMENT OPPORTUNITIES

PARENT INVOLVEMENT 5

- PTA
- Warrior Talks
- Family/Parent Days

STUDENT CLUBS 5

- Student Council
- Book Club
- Basketball
- Makerspace
- History Club
- Cheer
- Gardening
- Choir
- Dance
- Lego Club
- Robotics
- News

Campus COMMUNICATION





2023-2024

CROWLEY INDEPENDENT SCHOOL DISTRICT



David L. Walker Elementary Quality Report

Comprehensive Accountability System



Crowley ISD School Board

Our aspiration in Crowley ISD is to ensure that all students have access to a GREAT SCHOOL and are provided excellent educational experiences so that they achieve their full potential. When our students graduate from Crowley ISD, they will leave with more than a diploma. They will leave with choices and opportunities. We designed this School Quality Report (SQR) to highlight metrics that matter and to share with our community the areas of progress, the areas of opportunity, and the comprehensive quality of each school in Crowley ISD. This SQR is our effort to increase transparency by synthesizing the quantitative metrics with qualitative parent voices to provide a complete assessment of school quality.



At David L. Walker, my sons experience structure, stay engaged, and thrive in a setting that emphasizes safety and family values. I love seeing them happy and enjoying school, and I credit the dedicated, caring, and compassionate staff for making that possible.

Zarai, David L. Walker Parent



Education is the key and the great equalizer. It levels the playing field. Knowing that when the students leave my classroom, they will have a good foundation.

Linda, David L. Walker Teacher

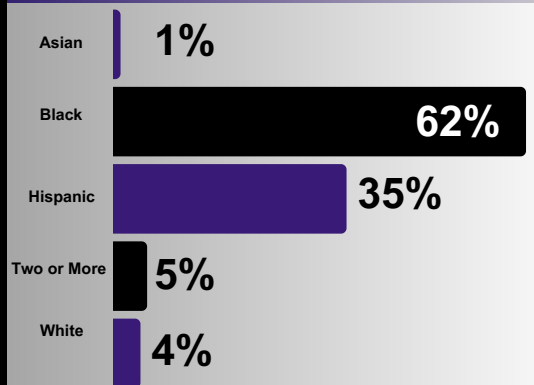


My favorite subject is math because we discover something new each day. I enjoy learning how to multiply decimals because it comes easily to me. Our classroom is a kind and safe environment, and I feel supported by my teachers. As a 5th grade leader, I love to show off my David L. Walker Warrior pride!

Andre, David L. Walker Parent



CAMPUS DEMOGRAPHICS



Economically DISADVANTAGED

90%

RUBRIC SCALE

- 1 NEEDS ATTENTION
- 2 AVERAGE
- 3 GOOD
- 4 EXCEPTIONAL
- 5 GREAT

Visit <http://crowleyisdtx.org> for more details regarding our rubric.



GRADED ON 2023-2024 DATA

CROWLEY INDEPENDENT SCHOOL DISTRICT

Crowley ISD Quality Report

Comprehensive Accountability System Rubric

Metrics that Matter to our Community

RUBRIC SCALE

- 1** NEEDS ATTENTION
- 2** AVERAGE
- 3** GOOD
- 4** EXCEPTIONAL
- 5** GREAT

FINANCE FUND BALANCE

- 1** Less than 9%
- 2** 10-14%
- 3** 14-17%
- 4** 18-19%
- 5** 20%

GRADUATION RATE

- 1** 89% or less
- 2** 89-90%
- 3** 90-92%
- 4** 93-94%
- 5** 95% or greater

DISTRICT-ASSIGNED SCHOOL QUALITY RATING

- 1** F
- 2** D
- 3** C
- 4** B
- 5** A

TEACHER INFORMATION

Total # of 5 plus year teachers divided by the total # of teachers to get the percentage

- 1** 10-19%
- 2** 20-38%
- 3** 39-48%
- 4** 49-59%
- 5** 60% or greater

College, Career and Military Readiness (CCMR)

- 1** 60-70%
- 2** 71-80%
- 3** 81-90%
- 4** 91-94%
- 5** 95% or greater

SCHOOL ENVIRONMENT

POSITIVE STUDENT BEHAVIOR

ELEMENTARY

- 1** 85 or less
- 2** 86-89
- 3** 90-91
- 4** 92-94
- 5** 95 or greater

SECONDARY

- 1** 69%
- 2** 70-73%
- 3** 74-84%
- 4** 85-91%
- 5** 92% or greater

STUDENT SUPPORTS

ELEMENTARY

- 1** 1 out of 6
- 2** 2 out of 6
- 3** 3 out of 6
- 4** 4 out of 6
- 5** 5 out of 6

SECONDARY

- 1** 2 or less
- 3** 3 out of 6
- 5** 4 out of 5

ATTENDANCE PERCENTAGE

ELEMENTARY

- 1** 85% or less
- 2** 86-89%
- 3** 90-92%
- 4** 93-94%
- 5** 95% or greater

SECONDARY

- 1** 69%
- 2** 70-73%
- 3** 74-84%
- 4** 85-91%
- 5** 92% or greater

PARENT AND STUDENT ENGAGEMENT OPPORTUNITIES

Parent Involvement

- 1** 0 **5** 2 or more
- 2** 1

Student Clubs

- 1** 0 **5** 5 or more
- 2** 1 **3** 3-4

REFER TO SECONDARY RATINGS FOR DISTRICT

Visit <http://crowleyisdtx.org> for more details

